


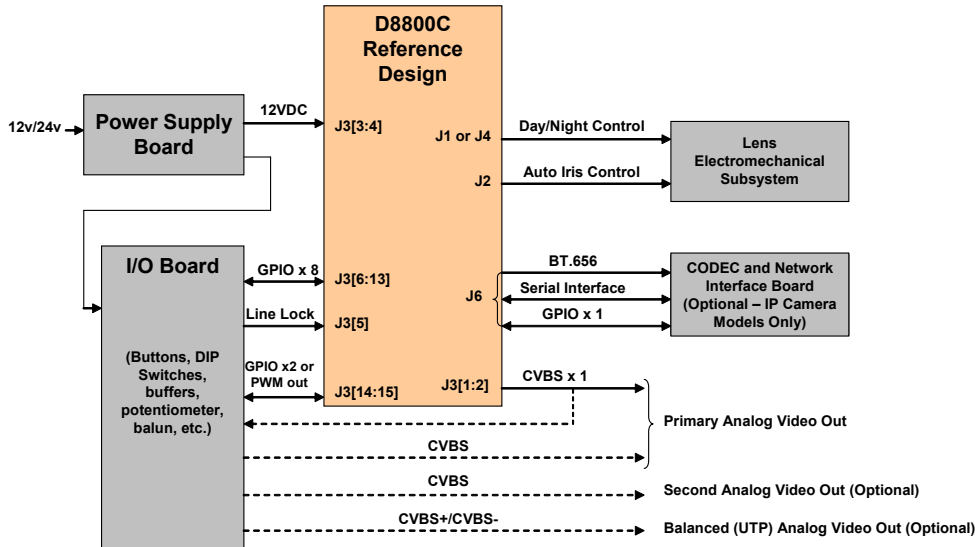
# D8800C Seawolf Board Camera Reference Design

## Highlights

Pixim's board camera reference design enables rapid development of next generation, high-performance, cost-optimized CCTV and IP cameras based on Pixim's D8800C Seawolf digital imaging system.



D8800C Seawolf Board Camera



Back View D8800C Seawolf Board Camera

## Specifications

Item	Specification
Power	9-14 VDC, TBD mA
Video Standards	NTSC or PAL (software selectable), ITU-656
Camera Types	Color, True Day/Night, IP
Dimensions	38mm x 38mm, 6-layer PCB

## Connectors

The board camera reference design interfaces to other camera subsystems and I/O boards using five industry standard connectors. Pogo pin pads are also provided to support high-volume manufacturing.

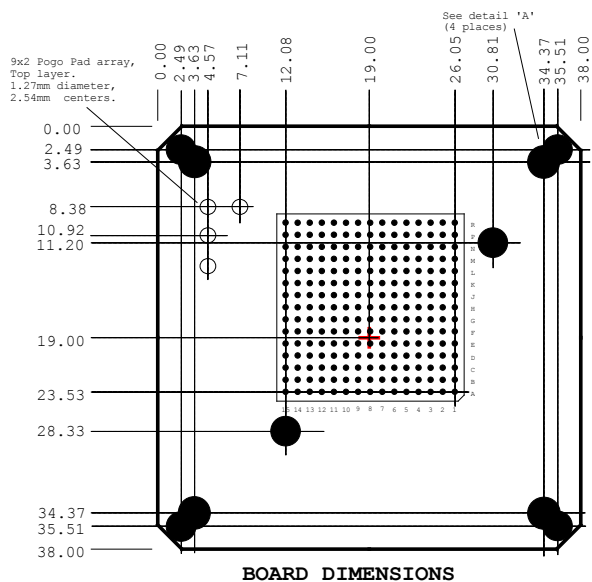
Designator	Manufacturer / Part Number	Pins	Functions / Connections
J1	Molex 53047-0210	2	Day/night switcher control (front of board, optional)
J2	Molex 53047-0410	4	DC auto-iris control
J3	Molex 53047-1510	15	Power, composite video, line lock input, joystick or 5-button keypad
J4	Molex 53047-0210	2	Day/night switcher control (back of board, optional)
J6	Hirose DF20-30DP-1V	30	10-bit digital video and serial port as well as flash memory programming interface and on-chip heater control for calibration
PP1-PP18	N/A	18	Pogo pads used during manufacturing for power, programming, and calibration

## Development and Manufacturing Support

Camera Development Kit (CDK)	Everything needed for modifying sample PCL (Pixim Configuration Language) to create customized menus and control algorithms
Property Access Tool (PAT)	Allows easy extraction and insertion of camera setup parameters for rapid menu development and performance tuning
Camera Setup Manual	Documentation for menus in MS Word (.doc) format
PixCuTility™	Pixim's camera configuration utility allowing uniform field customization of camera settings based on integrator and end user preferences
Applications Support	Pixim Development Partners have 24/7/365 access to all documentation plus help desk support via Pixim's support web site.
Pixim's "Sandy" Board Camera Reference Design Specification	Includes complete electrical and mechanical specifications including connector pin assignments.

## Mechanical Specifications

The 38mm x 38mm board camera reference design fits within a wide variety of camera housings and applications and includes mounting holes for lens mounts as well as for attaching the module to gimbals or housings. All dimensions shown are in millimeters.



## Pixim Digital Pixel System® Technology

Pixim's Digital Pixel System technology represents a fundamental breakthrough in imaging technology. This image capture and processing system provides high-quality pictures with enhanced dynamic range that significantly improves image quality in scenes consisting of both bright and dark areas.

The core invention is the inclusion of an analog-to-digital converter (ADC) within each pixel of the image sensor. The ADC translates the light signal into a digital value immediately at the point of capture. This eliminates signal degradation and crosstalk in the sensor array. A variety of digital signal processing techniques are then used for optimal image reproduction.

## Contact Pixim



1395 Charleston Road  
Mountain View  
CA 94043

P: 650 934.0550  
F: 650 934.0560

[www.pixim.com](http://www.pixim.com)